

# Medicaid Advisory Hospital Group



Division of Medicaid Services  
Bureau of Rate Setting

June 10, 2020

Wisconsin Department of Health Services

# Agenda

1. Introduction and Welcome
2. Hospital Payment Rate Year 2021 Updates
3. COVID Considerations
4. Potentially Preventable Readmissions
5. DSH Audit
6. Additional Updates
7. Questions





# **Hospital Payment Rate Year 2021 Updates**

# Rate Year 2021 Updates

- Model claims data extraction for rate setting purposes occurred week of March 18, 2020
  - Using dates of service in Federal Fiscal Year 2019 (October 1, 2018 – September 30, 2019)
- CMS HCRIS released by 03/31/2020 reflects the most currently available cost reports
- Grouper versions updates:
  - APR DRG v37
  - EAPG v3.15



# Rate Year 2021 Updates

- APR DRG v37 - Handout #1A and #1B
  - 10 new DRGs

New DRG	APR DRG Description
027	Other open craniotomy
029	Percutaneous intracranial procedures
030	Percutaneous intra- and extracranial vascular procedures
178	Other heart assist systems
179	Defibrillator implants
183	Percutaneous structural cardiac procedures
539	Cesarean section with sterilization
543	Abortion with D&C, aspiration curettage or hysterotomy
547	Antepartum with O.R. procedure
548	Postpartum and post abortion diagnosis without O.R. procedure

- 6 deleted DRGs
- 17 revised DRGs



# APR – DRG v37 CMI Normalization

- Goal – to avoid large shifts in payment due to substantial changes in 3M’s APR DRG weights. V36 and V37 are relatively stable compared to each other, but compared to historical values they are quite low
- Reasons for changes in weights
  - Data set composed of ICD 10 only claims
  - Changes in hospital utilization, charges and cost in 3M dataset
  - Changes in distribution between SOI 1/2 versus 3/4



# APR – DRG v37 CMI Normalization

- Solution – Calculate a normalization factor that will be applied to 3M's v37 APR DRG weights
- Calculation of Normalization Factor

	Avg. APR DRG Weight Under Normalized v36	Avg. APR DRG Weight Under v37	Normalization Factor
	<b>A</b>	<b>B</b>	<b>C = A/B</b>
RY 2020	0.8713 (v35)	0.6485 (v36)	1.3434
RY 2021	0.8900	0.6605	1.3475
Percent Change	2.1%	1.9%	0.3%

*Transfer cases are excluded from the normalization factor calculation.*



# Rate Year 2021 Updates

- EAPG v3.15 - Handout #2
  - 88 newly added EAPG codes
  - 57 deleted EAPG codes
  - 140 revised EAPG codes





# Rate Year 2021 Updates

- Cost to Charge Ratio (CCR) and Wage Index - Handout #3
  - Methodology unchanged from RY 2020
    - CCR (using provider-specific file)
      - Border status hospitals will continue to receive their own CCR based on their Medicare ID
      - For Non-PPS hospitals, CCR is calculated using the base year claims cost-to-charge ratio
    - Wage Index (using CMS final rule, reflecting all adjustments including reclassification)
      - Border status providers will receive their own wage index values based on their Medicare ID
      - For Non-PPS hospitals, wage index is calculated using the average of that hospital's county's wage index weighted by total Medicaid payments



# Rate Year 2021 Updates

- Revenue Code Crosswalks – Handout #4 and Handout #5
  - Methodology unchanged
  - Medicare-based cost center grouping with additional logic for Medicaid NICU grouping



# Rate Year 2021 Updates

- Rate Year 2021 HCRIS Cost Report and GME Add-On Percentage – Handout #6 and Handout #7
  - Handout includes all cost reports used in rate year 2021
  - Handout reflects GME cost as a percentage of total cost (% GME)
  - GME methodology unchanged



# Rate Year 2021 Updates

- Development of 2021 rates is ongoing
- Rate year review items include:
  - Inpatient outlier payment parameters (including trimpoint and thresholds)
  - Policy adjustors
  - Border status for non-acute care hospitals (Psych, Rehab, LTAC)
  - Use of normalized national weights
  - Possible use of 2 years of data for Critical Access rate calculations
- Target Rate Setting Timeline
  - August/September 2020





# COVID Considerations

# COVID Considerations

## □ Current COVID Impact

- 3M included the new COVID-19 ICD-10 code, U07.1, into the April 1, 2020 release
- 3M HIS APR v37 logic update to include new vaping code and COVID19 diagnosis code effective April 1 2020
- Working on summary of COVID-19 Coding and Grouping for HCPCS/CPT Codes, EAPGs, APR-DRG Mapping, and ICD-10 Diagnosis Code(s)



# COVID Considerations

- The department will review how COVID will impact future rate setting and PPR decisions
  - Current rate development for RY 2021 will not be impacted because the base data (FFY 2019) does not include COVID cases
  - Will review impact of reduced utilization and COVID cases for future rate years
  - Will evaluate PPR benchmarking going forward





# Potentially Preventable Readmissions (PPR) Dashboard



# State-wide PPR Rate trend

PPR Rate	CY 2017	MY 2018	MY 2019
FFS	7.55%	7.21%	7.21%
HMO: BC PLUS	4.25%	4.24%	4.23%
HMO: SSI	11.12%	12.42%	12.00%
Total FFS and HMO	5.59%	5.63%	5.65%



# CY 2017 State-wide PPR summary

CY 2017	Only Admissions (OA)	Initial Admissions (IA)	30-Day Potentially Preventable Readmissions (PPR)	PPR Rate
FFS	31,646	2,583	3,585	7.55%
HMO: BC PLUS	62,873	2,789	3,766	4.25%
HMO: SSI	3,485	436	661	11.12%
<b>Total FFS and HMO</b>	<b>98,004</b>	<b>5,808</b>	<b>8,012</b>	<b>5.59%</b>



# MY 2018 State-wide PPR summary

MY 2018	Only Admissions (OA)	Initial Admissions (IA)	30-Day Potentially Preventable Readmissions (PPR)	PPR Rate	Goal PPR Rate for MY
FFS	28,229	2,193	2,988	7.21%	6.98%
HMO: BC PLUS	61,495	2,722	3,565	4.24%	
HMO: SSI	5,302	752	1,115	12.42%	
<b>Total FFS and HMO</b>	<b>95,026</b>	<b>5,667</b>	<b>7,668</b>	<b>5.63%</b>	



# MY 2019 State-wide PPR summary

MY 2019	Only Admissions (OA)	Initial Admissions (IA)	30-Day Potentially Preventable Readmissions (PPR)	PPR Rate	Goal PPR Rate for MY
FFS	26,849	2,086	2,837	7.21%	7.12%
HMO: BC PLUS	59,241	2,616	3,459	4.23%	
HMO: SSI	5,928	808	1,188	12.00%	
<b>Total FFS and HMO</b>	<b>92,018</b>	<b>5,510</b>	<b>7,484</b>	<b>5.65%</b>	



# PPR Dashboard

- Providers have access to the Potentially Preventable Readmissions online dashboard
- Interactive dashboard contains:
  - FFY 2016
  - FFY 2017
  - Measurement Year (MY) 2018
  - MY 2019
  - MY 2020 Q1
- MY 2019 uses:
  - FFY 2017 benchmark at 92.5%
  - Withhold amount at 3.0%



# PPR Dashboard

## □ Registration and Access Process:

1. Register using registration link
2. Post-registration DHS approves or denies registrants
3. Navigant creates an account for each approved user and sends out user login credentials via an encrypted email
4. New user enrolls and changes password
5. User now has access to interactive dashboard



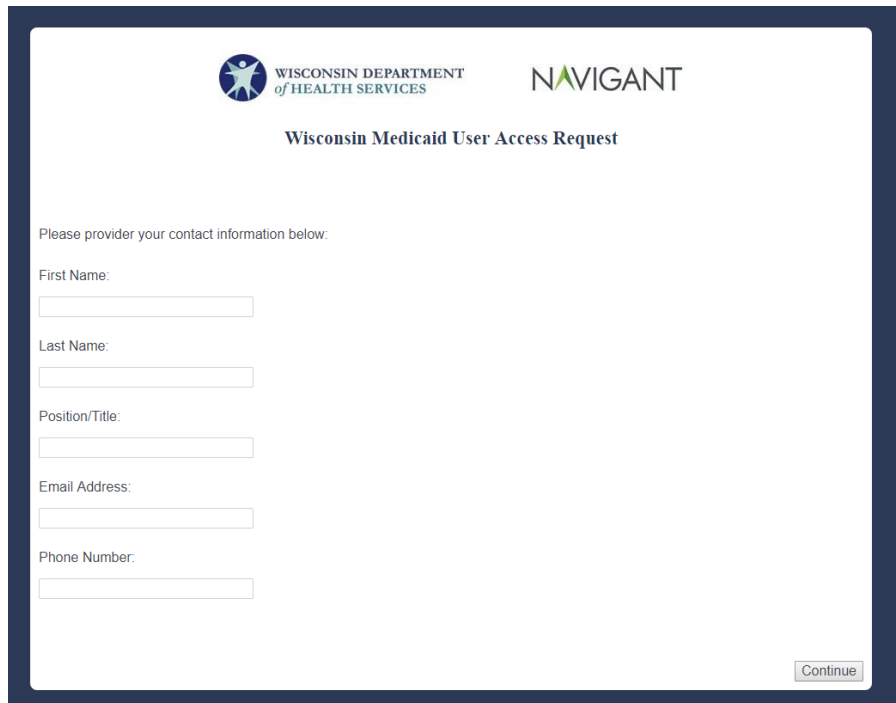
# PPR Dashboard Access- Registration

1) Register using the link below:

- Only one account will be allowed per hospital/HMO

- Registration Link:

[https://navigantmarketing.co1.qualtrics.com/jfe/form/SV\\_6P73Ltf9FVLVZg9](https://navigantmarketing.co1.qualtrics.com/jfe/form/SV_6P73Ltf9FVLVZg9)



The screenshot shows a registration form titled "Wisconsin Medicaid User Access Request". At the top left is the Wisconsin Department of Health Services logo, and at the top right is the NAVIGANT logo. Below the logos, the text "Please provide your contact information below:" is followed by five input fields: "First Name:", "Last Name:", "Position/Title:", "Email Address:", and "Phone Number:". A "Continue" button is located at the bottom right of the form area.

*\*First screen of registration*

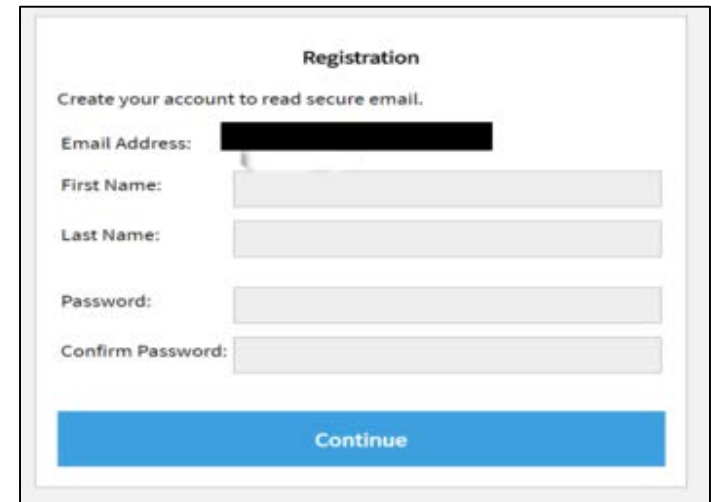


# PPR Dashboard Access- Encrypted Email

2) Upon state approval, you will receive an encrypted email with a username and password



3) After clicking the link in the encrypted email, you will be required to sign up for Guidehouse's secure portal in order to view your username and password



The registration form is titled "Registration" and includes the instruction "Create your account to read secure email." It contains the following fields: "Email Address:" (with a blacked-out value), "First Name:", "Last Name:", "Password:", and "Confirm Password:". A blue "Continue" button is located at the bottom of the form.





# PPR Dashboard Access- Initial Login

4) The formerly encrypted email will contain your username and password as well as a link to access the dashboard

Hello \_\_\_\_

The Department of Health Services of Wisconsin has partnered with Guidehouse to create a Potentially Preventable Readmissions (PPR) Dashboard that will allow users to monitor their claims and view PPR data. Due to the highly sensitive nature of the PPR dashboard, individuals are required to enroll, wait 24 hours, and then reset their password immediately upon accessing the dashboard and every 90 days thereafter. Please review the enrollment and password reset instructions attached.


A link for the PPR dashboard is below, along with the temporary user credentials:

Username: **USERNAME**  
Password: **PASSWORD**  
Login Link: [https://analytics.navigant.com/spotfire/wp/OpenAnalysis?file=/Healthcare/WI%20Medicaid/PPR/WI\\_DHS\\_DMS](https://analytics.navigant.com/spotfire/wp/OpenAnalysis?file=/Healthcare/WI%20Medicaid/PPR/WI_DHS_DMS)

**We recommend you bookmark the above webpage for future use.**

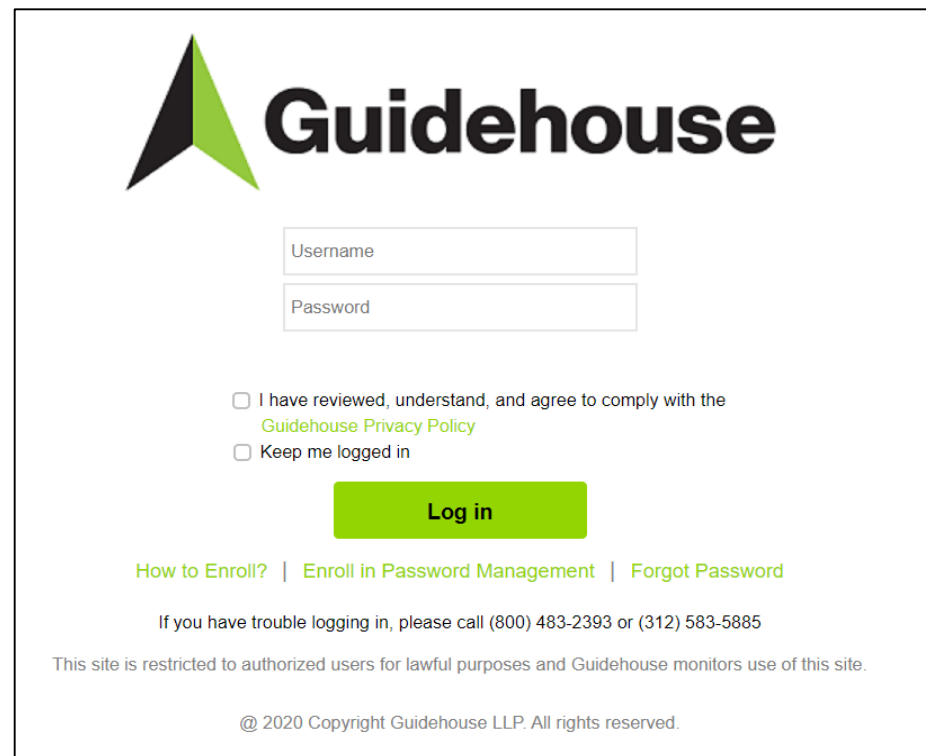
For questions or comments, please contact Michelle Prost at the Division of Medicaid Services, Bureau of Rate Setting: [michelle.prost1@dhs.wisconsin.gov](mailto:michelle.prost1@dhs.wisconsin.gov).

Thank You.  
This email has been sent on behalf of the Wisconsin Division of Medicaid Services.



# PPR Dashboard Access- Initial Login

5) Navigate to the dashboard login with your username and password and log in



The screenshot shows the Guidehouse login interface. At the top left is the Guidehouse logo, which consists of a stylized 'A' shape made of two triangles (one black, one green) followed by the word 'Guidehouse' in a bold, black, sans-serif font. Below the logo are two input fields: 'Username' and 'Password'. Underneath these fields are two checkboxes: the first is 'I have reviewed, understand, and agree to comply with the [Guidehouse Privacy Policy](#)' and the second is 'Keep me logged in'. A prominent green button labeled 'Log in' is centered below the checkboxes. At the bottom of the form area, there are three links: 'How to Enroll?', 'Enroll in Password Management', and 'Forgot Password'. Below the links, there is a line of text: 'If you have trouble logging in, please call (800) 483-2393 or (312) 583-5885'. At the very bottom of the form area, there is a small line of text: 'This site is restricted to authorized users for lawful purposes and Guidehouse monitors use of this site.' and a copyright notice: '@ 2020 Copyright Guidehouse LLP. All rights reserved.'



# PPR Dashboard – Password reset

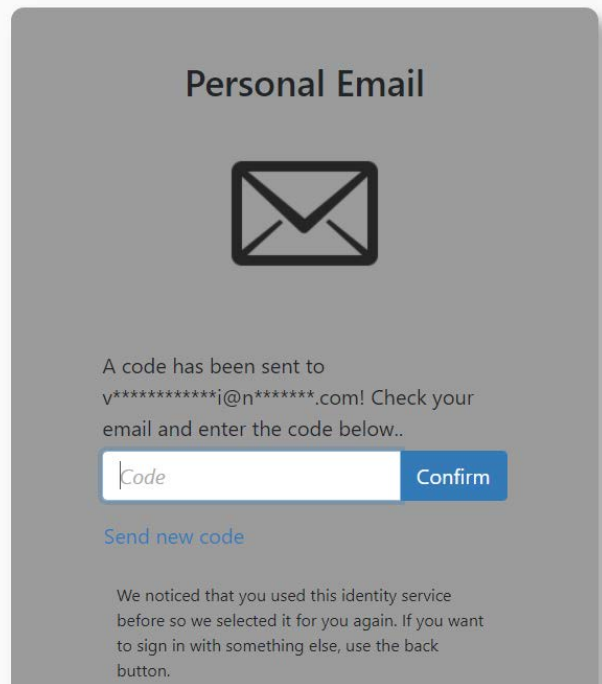
6) To reset your password, click on the 'Forgot Password' link on the login page.

7) You will be brought to a portal to change your password. Enter your username on the below screen. Click OK.

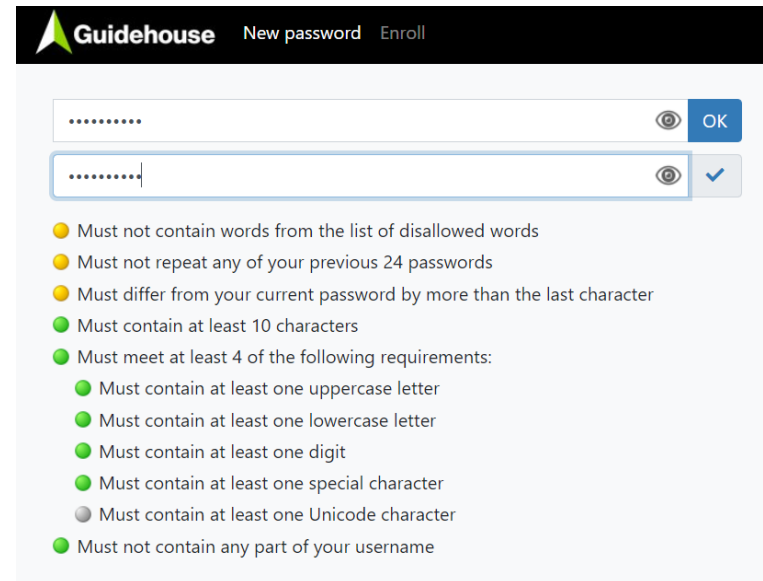


# PPR Dashboard Access- Password Change

8) You will receive an email from [Authentication@specopssoft.com](mailto:Authentication@specopssoft.com) with a code to the email address that was used for account registration.  
If email is not received check Spam folder in you mailbox.




9) Enter the code in email. Click confirm and you should be prompted to enter new password. Enter new password and click OK. Your password should now be reset.




# PPR Dashboard Access- Read Me

10) After logging on to the PPR dashboard, a “Read Me” tab will contain information on changing your password or resetting it

Read Me Hospital View Hospital Detail View

  
State of Wisconsin  
Department of Health Services  
Division of Medicaid Services

Powered by 

[Download Readme as PDF](#) [Click here](#)

**Frequently Asked Questions (FAQ)**

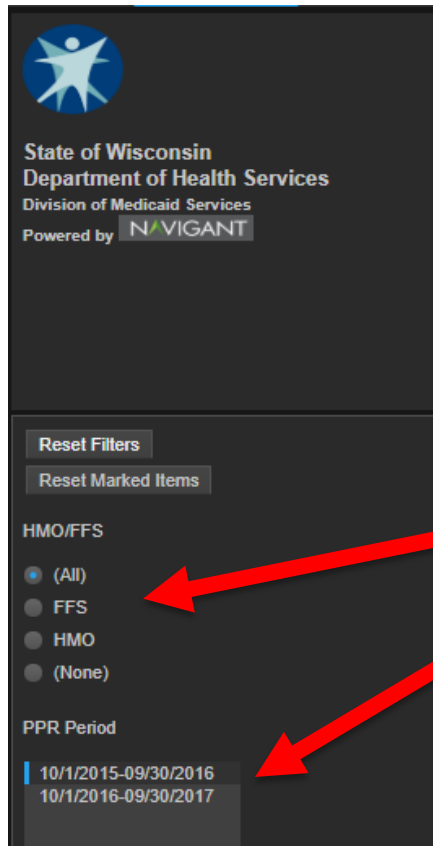
- **What if I forgot my password or username?**  
After enrolling in the NCI Password Reset Portal and waiting 24 hours, go to:
  - Forgot Password/Reset Password link (You must be enrolled first):  
<https://www.ureset.com/u/Reset.Web/NCI.LOCAL/Wizard/Reset>
  - Change Password/Expired Password:  
<https://www.ureset.com/u/Reset.Web/NCI.LOCAL/Wizard/Change>
- **After how many days will my password expire?**  
Passwords expire automatically after 90 days. You will be required to reset your password at this point.
- **How long is the automated log out?**  
After 15 minutes of inactivity, the website will automatically log out.
- **Part of the image/table looks like it is cut off. How do I fix that?**  
Each element is displayed in a box that can be expanded or shrunk to fit the data, this can be done via webpage zoom. Webpage zoom is adjusted by pressing the control and plus key (“CTRL” and “+”) simultaneous control and minus key (“CTRL” and “-”).

*Also available as downloadable PDF*



# PPR Dashboard Access- Initial Login

11) When using the dashboard you will need to select filter options to review data



*Toggles on side bar to filter between data and period*

# PPR Dashboard FAQ

## □ Troubleshooting FAQ:

- Confirm that your organization does not block the PPR Dashboard website
- Save username and password in a secure and safe place
- Bookmark dashboard login page
- Password must be changed every 90 days
- In order for data to populate, you must select a time period filter (see previous slides)



# PPR Dashboard Schedule

## □ Data delivery schedule (P4P Guide)

Deliverable Date:	Deliverable:
5/15/2020	<ul style="list-style-type: none"><li>• Quarterly PPR Report (1/1 – 3/1)</li><li>• Preliminary Annual Report (MY19)</li></ul>
8/15/2020	<ul style="list-style-type: none"><li>• Quarterly PPR Report (4/1 – 6/30)</li><li>• Final Annual Report (MY19)</li></ul>
9/30/2020	<ul style="list-style-type: none"><li>• MY 2019 PPR payouts scheduled to occur by this date</li></ul>
11/15/2020	<ul style="list-style-type: none"><li>• Quarterly PPR Report (7/1 – 9/30)</li></ul>
2/15/2021	<ul style="list-style-type: none"><li>• Quarterly PPR Report (10/1-12/31)</li></ul>







# DSH Audit

# DSH Audit

- SFY17 audit in process
  - Examination results will be communicated to hospitals in August and September
- SFY18 audit timeline
  - Plan to send out surveys and data between October and November





# Additional Updates

# Additional Updates

## □ Access Payments:

- SFY 2021 access payments are currently being modeled
- DHS is planning to implement the new SFY 2021 access payments on July 1<sup>st</sup> or shortly after
- The Department will be sending out the updated FFS rates in the upcoming weeks



# Additional Updates

- Pay-for-Performance: Health Information Exchange
  - 2019 WI Act 185 requires the Department to incentivize participation in health information data sharing
  - Begins in the 2021 rate year
  - More information will be shared with WHA and hospitals as the Department continues to work on policy development



# Additional Updates

- As a reminder the fourth quarter DSH payment usually paid out in June has already occurred. Final payout and recoupment adjustments will be made next week.



# Additional Updates

## □ Emergency Room Copay

- 2017 Wisconsin Act 370 requires an \$8 copay for non-emergent ER visits by childless adults
- Implemented February 1, 2020
- Copays temporarily suspended from January 1, 2020 – June 30, 2020
- Additional ForwardHealth update with EMTALA clarifications forthcoming based on WHA and hospital feedback





---

# Questions



# Questions

All questions can be sent by email to:  
[DHSDMSBRS@dhs.Wisconsin.gov](mailto:DHSDMSBRS@dhs.Wisconsin.gov)

